



# Discovery Collection Search Tips

*Discovery Collection* offers easy access to award-winning content based on national curriculum standards. Covering the major subject areas, including history, literature, science, social studies, and more, SRC provides a premium selection of reference, , primary documents, creative works, and multimedia, including hours of video and audio clips and podcasts. For a complete list of sources used in Discovering Collection databases, visit [www.gale.com/title\\_lists](http://www.gale.com/title_lists)

## HOW TO USE DISCOVERING COLLECTION:

Go to the Discovering Collection URL with your Internet browser. At the home page, you will find several search options.

## BASIC SEARCH BY POPULAR TOPIC

Click on a topic from the Popular Topics List for immediate results, without having to enter a search term or visit intermediary screens. This list is only available from Basic Search mode.

## BASIC SEARCH BY SUBJECT, KEYWORD, OR ENTIRE DOCUMENT

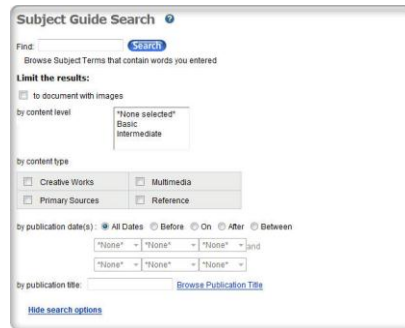
To broaden or narrow your search in one step, three types of searches are available from Basic Search mode.

- **SUBJECT SEARCH** – For common topics, enter your search term in the entry box, select the Subject radio button and then click “Search”. Subject search searches the subject terms that have been assigned to the documents in the database and is meant to yield very specific results.
- **KEYWORD SEARCH** – For less common terms such as proper nouns, repeat process but select Keyword search. Keyword search searches the key fields of the documents in the database such as the title, introductory text, author, and subject terms.
- **ENTIRE DOCUMENT SEARCH** – For jargon, new terminology or more abstract topics, repeat process but select Entire Document search to conduct the broadest search.
- You may further narrow your results by limiting to documents with images, by content level and content type.

The screenshot shows the Discovering Collection search interface. At the top, there's a navigation bar with options like 'Search Types', 'Basic', 'Subject Guide', 'Publication', 'Advanced', 'Curriculum Standards', and 'Topic Trees'. Below this is the 'Basic Search' form, which includes a search box, a 'Search' button, and radio buttons for 'Subject', 'Keyword', and 'Entire document'. There are also checkboxes for 'Limit the results' such as 'to document with images', 'by content level' (Basic, Intermediate), and 'by content type' (Creative Works, Multimedia, Primary Sources, Reference). To the right of the search form is a list of popular topics, including Abortion, The Adventures of Huckleberry Finn, Affirmative action, Afghanistan, AIDS (Disease), Alcoholism, Anatomy, Angelou, Maya, Anorexia nervosa, Astronomy, Austen, Jane, Biology, Cancer, Capital punishment, The Catcher in the Rye (Novel), Cells (Biology), Censorship, Chemistry, Child abuse, China, Civil rights, Cloning, Cold War, Communism, Computers, The Crucible (Play), Dickens, Charles, Dickinson, Emily, Diseases, Disney, Walt, DNA, Drug abuse, Equi, Endangered species, Hurricanes, India, Industrial Revolution, Inventions, Iraq, Japan, Julius Caesar (Play), King, Martin Luther, JL, King, Stephen, Leonardo da Vinci, Lincoln, Abraham, Lord of the Flies (Novel), Macbeth (Play), Malcolm X, Marijuana, Mathematics, Mexico, Native Americans, Obama, Barack, Obesity, Of Mice and Men (Novel), Parks, Rosa, Pearl Harbor Attack, 1941, Poe, Edgar Allan, Pollution, Racism, Recession, Religion, Renaissance, Romeo and Juliet (Play), The Scarlet Letter (Novel).

## SUBJECT GUIDE SEARCH

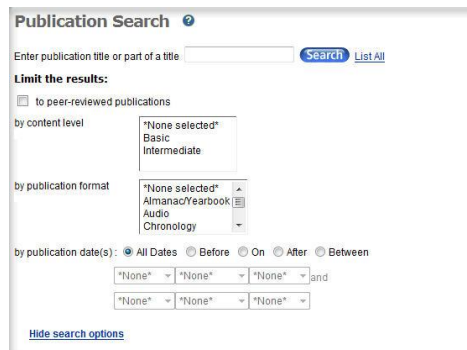
Search the Subject Guide when you want to browse a listing of subjects, people, products, locations and organizations that contain word or words you entered. From this listing (known as the Subject Guide), you can select a term and see a results list of citations, or navigate through the Subject Guide by selecting subdivision and related subjects links.



The screenshot shows the 'Subject Guide Search' interface. It features a search bar with a 'Search' button. Below the search bar, there are several filter options under the heading 'Limit the results:'. These include a checkbox for 'to document with images', a dropdown menu for 'by content level' (currently set to 'None selected'), and a grid of checkboxes for 'by content type' (Creative Works, Multimedia, Primary Sources, Reference). There are also radio buttons for 'by publication date(s)' (All Dates, Before, On, After, Between) and dropdown menus for date ranges. A 'Browse Publication Title' link is visible at the bottom.

## PUBLICATION SEARCH

Publication Search is best used when you would like to browse and view the contents of a specific publication.



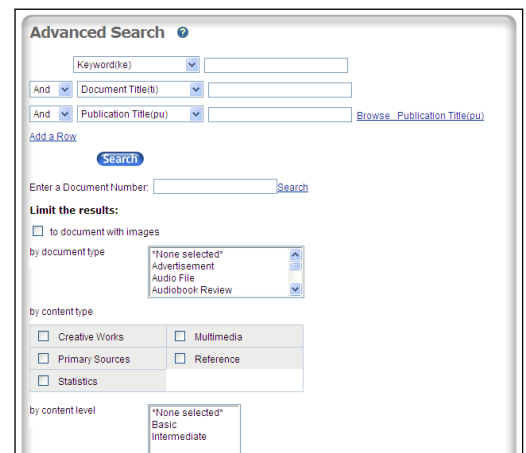
The screenshot shows the 'Publication Search' interface. It has a search bar with a 'Search' button and a 'List All' link. Below the search bar, there are filter options under 'Limit the results:'. These include a checkbox for 'to peer-reviewed publications', a dropdown menu for 'by content level' (None selected), and a dropdown menu for 'by publication format' (Almanac/Yearbook, Audio, Chronology). There are also radio buttons for 'by publication date(s)' (All Dates, Before, On, After, Between) and dropdown menus for date ranges. A 'Hide search options' link is at the bottom.

## ADVANCED SEARCH

Use Advanced Search for:

- Finding a specific article, when you already know the title, publication name or author
- Locating all articles by a specific author or journalist
- Retrieving all articles from a certain journal
- Combining your terms with Boolean operators and index fields
- Limiting your results by document type – Biography, Poem, Documents with Images, etc.
- And much more!

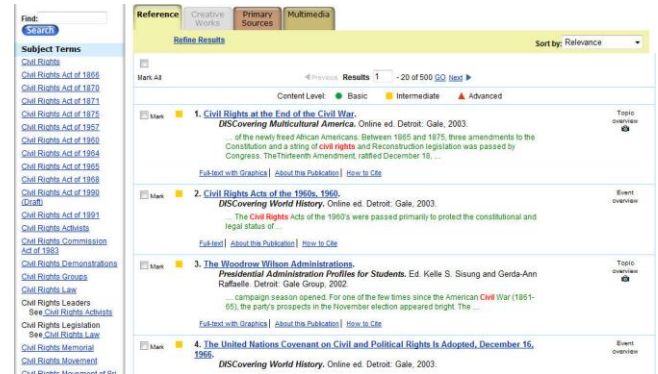
Enter the term(s) in an index field. Boolean operators, and, or and not let you connect up to ten terms or you may limit your search even further by selecting one or more of the search limiters provided.



The screenshot shows the 'Advanced Search' interface. It features a search bar with a 'Search' button. Below the search bar, there are several filter options under the heading 'Limit the results:'. These include a checkbox for 'to document with images', a dropdown menu for 'by document type' (Advertisement, Audio File, Audiobook Review), and a grid of checkboxes for 'by content type' (Creative Works, Multimedia, Primary Sources, Reference, Statistics). There are also radio buttons for 'by content level' (None selected).

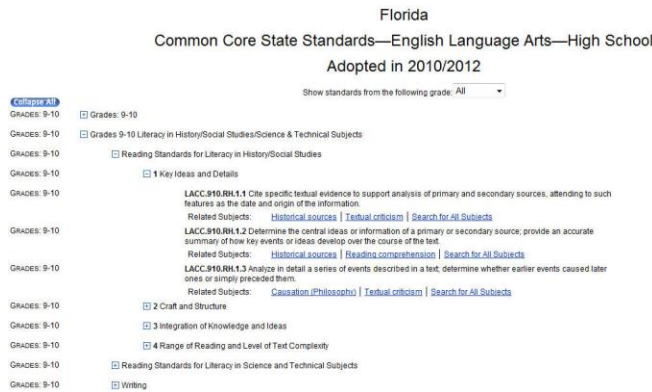
## VIEWING YOUR RESULTS

Once you execute a successful search, you will view a results list. Your results will be organized by content type such as: reference, creative works, primary sources, and multimedia. To view the contents underneath one of these tabs, click on the type of content you are interested in reviewing at the top of the search results list. Tabs with no results are "grayed out" and will not work. When you do a Basic Search, your results citations will include an excerpt showing the first occurrence of your search term as found within the text of the document, this feature is called Keyword in Context. Scan the list of titles to locate one to fit your research needs. To use your results list click on the hyperlinked text to read the document.



## CURRICULUM STANDARDS SEARCH

Use the Curriculum Standards search if you are looking for content in the Discovering Collection database that correlates with National and/or State Educational curriculum standards. Choose Curriculum Standards from the database toolbar. Choose the set of standards you wish to view. Further narrow your search by selecting the specific subject area and grade level. Click a plus sign (+) to expand (show) sublevels or click a minus sign (-) to collapse (hide) a level. When a curriculum standard has been fully expanded, you'll find links to Related Subjects which will take you to content that supports the educational standard you are viewing as seen in the picture below.



## TOPIC TREES SEARCH

Topic Trees searching allows you to search lists of popular topics by subject area without having to enter a search string. These subject areas are: Cultures, Geography, Literature, Science, US History, and World History. Topic Trees can be found in Basic Search mode underneath the Basic Search box, or by selecting Topic Trees from the database navigation bar.

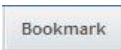


## TOOLS YOU CAN USE

Everything that you need to build a successful paper, project or presentation is available from the homepage and subsequent screens!

- Merriam-Webster's Collegiate Dictionary for immediate lookups
- A Toolbox that holds the "must haves" for a great paper: the Research Guide and Research Tools
- Email, Print, and Download buttons
- InfoMarks indicating persistent URL's that can be used if copied, emailed, or bookmarked to return to a results list, to put together a reading list or to simply refer to in the future
- A link to access and edit your Previous Searches
- A link to access the database Title List
- Extensive Help files

## BOOKMARKS

 By using the Bookmark feature, you and others can revisit practically any page you choose after you've ended your current session. The Bookmark feature is available for an individual article, search results, table of contents, saved article folder, etc. While viewing a page, simply click the Bookmark link in the grey banner. A separate window will open, allowing you to copy and paste the Bookmark into another document, web site or teaching tool, bookmark the URL into your favorites list and/or e-mail it.

### Bookmark

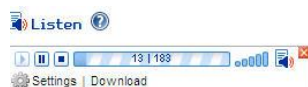
Copy the Bookmark URL

<http://go.galegroup.com/ps/i.do?v=2.1&u=andrea&pg=BasicSearch&it=static&p=GURL&sw=w>

Save the Bookmark to your browser

Email the Bookmark URL to yourself or to others.

## READSPEAKER



An audio player appears below the title of each document. Listen to all, or part of a document, read aloud by a computer-generated voice. If you want to hear the audio version of the whole document, click the play button. Note that if you have any part of the document selected on the page, you will hear just that highlighted text. To see the read portion of the document highlighted and to change the speed of the audio, use the setting link. You can also download an audio version of the document as an MP3 file by selecting download.

If you require further assistance with [Discovery Collection](#) please contact your librarian.